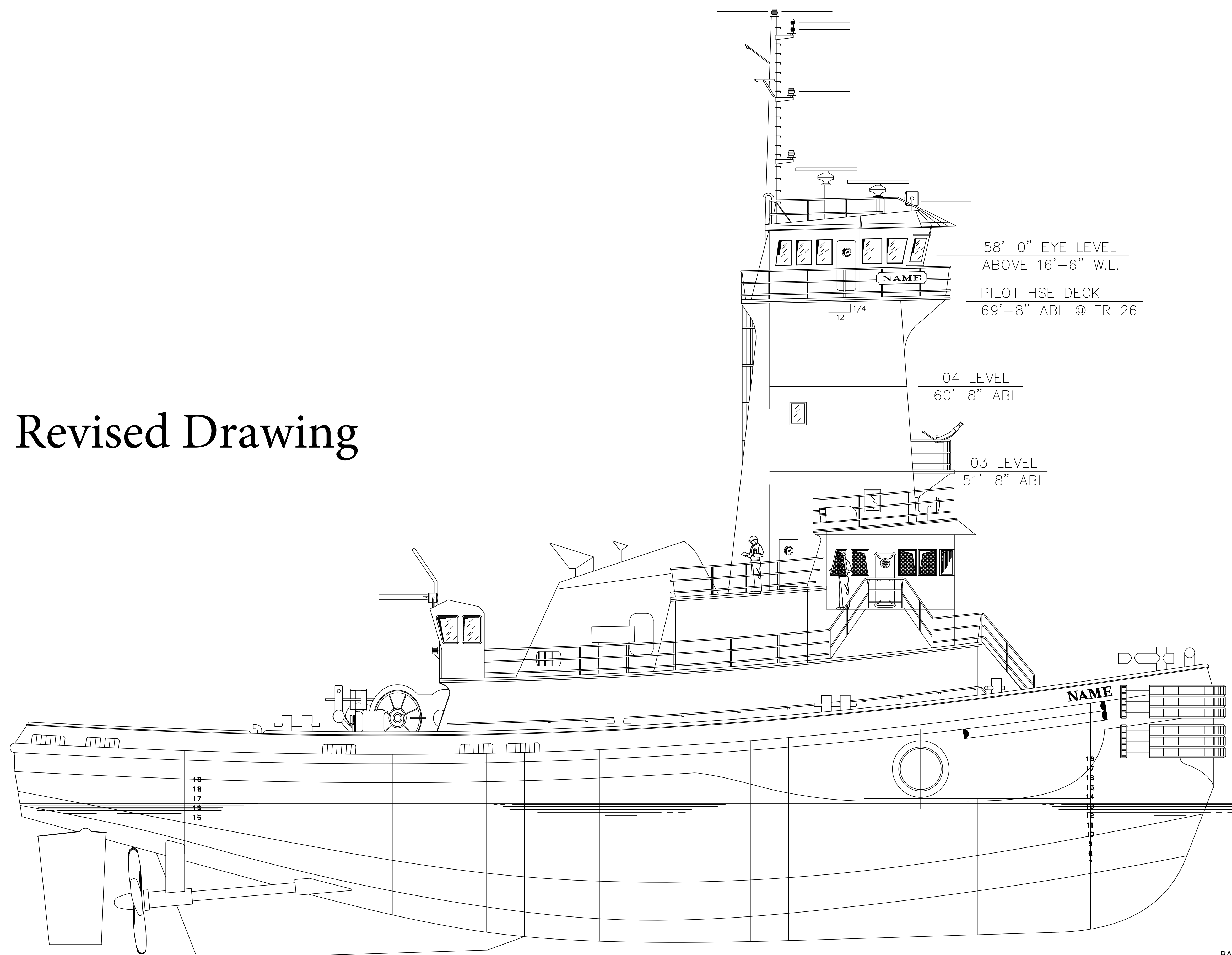


REVISIONS			
REV.	DESCRIPTION	DATE	BY



Revised Drawing

THIS DRAWING, DESIGN CONCEPT AND SPECIFICATIONS ARE THE PROPERTY OF
ENTECH DESIGNS, LLC
 AND ARE FURNISHED ON A CONFIDENTIAL BASIS WITH AN EXPRESSED UNDERSTANDING THAT THEY WILL NOT BE
 COPIED IN ANY MANNER, USED FOR MANUFACTURE, SOLD, TRANSFERRED, NOR USED TO THE DETRIMENT OF SAID
 FIRM WITHOUT WRITTEN PERMISSION. THE RECIPIENT FURTHER AGREES NOT TO DISCLOSE THEIR CONTENT TO ANY
 OTHER PARTY EXCEPT FOR THE SPECIFIC PURPOSES CONTRACTED FOR WITH ENTECH CO.

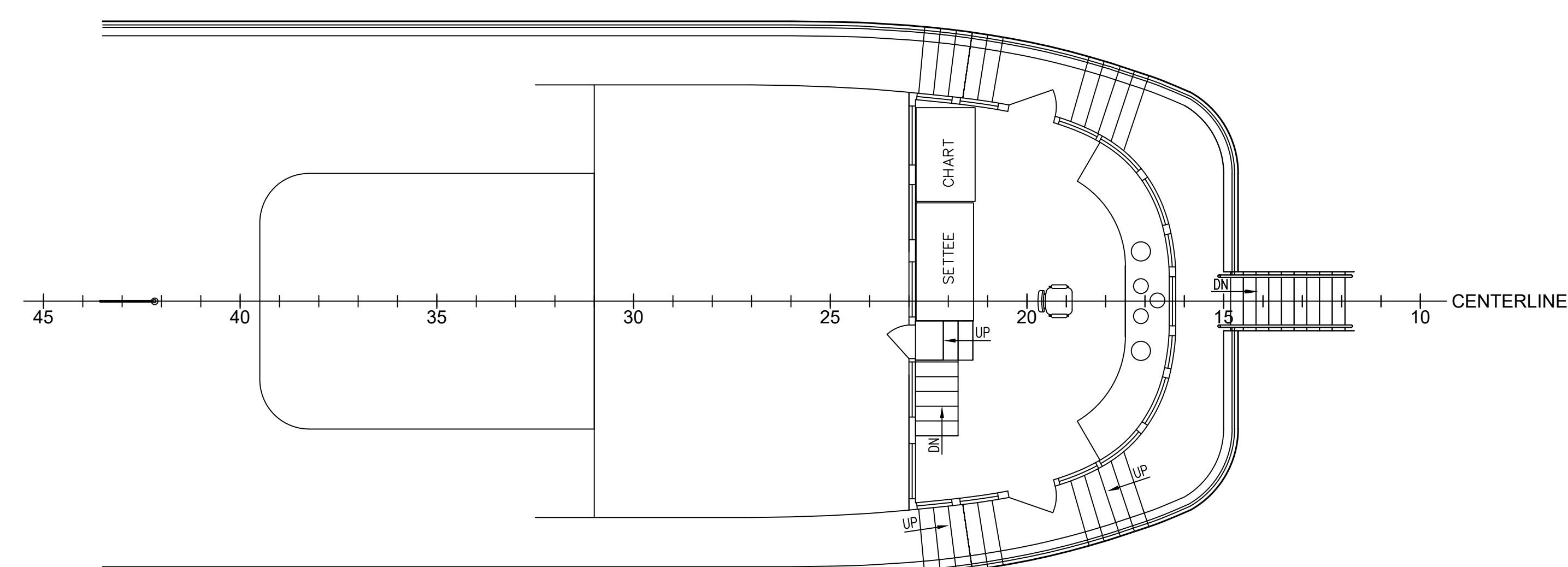
ENTECH DESIGNS, LLC
 PHONE - (504) 467-1929
 PROFESSIONAL ENGINEERS - NAVAL ARCHITECTS

GLOBAL TOWING
 127'x38'x21'-6" TWINSCREW ATB TUG
 OUTBOARD PROFILE

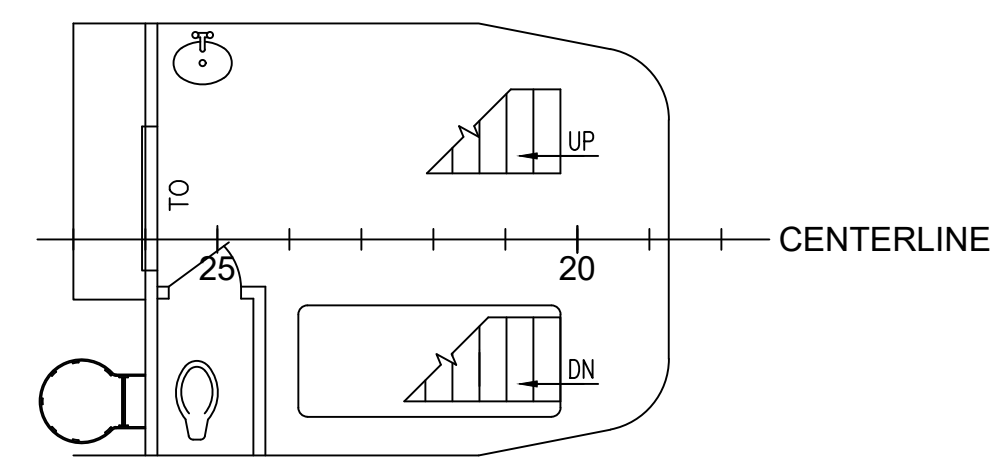
DWG. BY	CHKD. BY	DATE	SCALE	HULL NO.	DRAWING NO.
KJ	KJ	10-5-20	3/16"=1'-0"	1421	801-G01-01

OUTBOARD PROFILE $\triangle_{1,3,5}$ $\triangle_{1,2}$

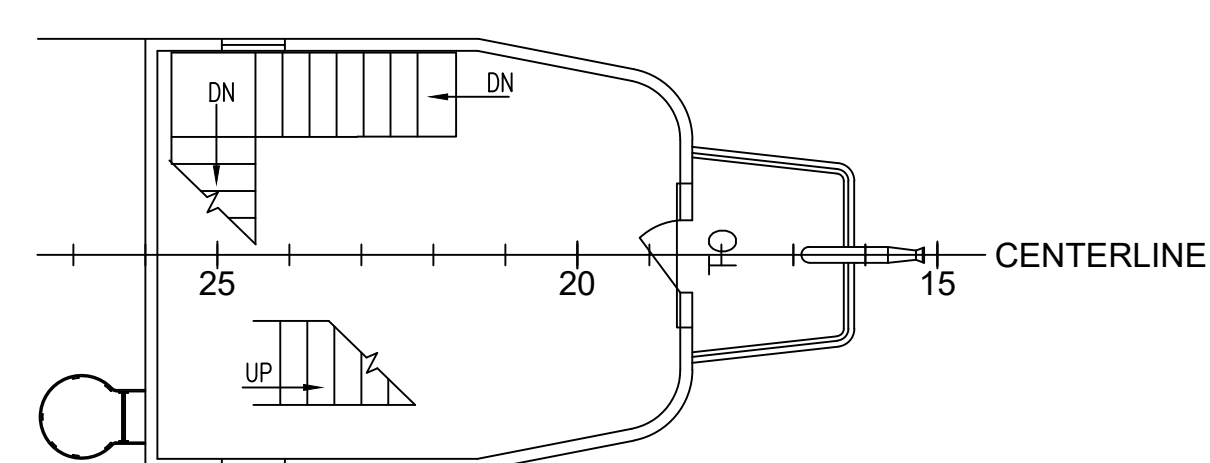
REVISIONS			
REV.	DESCRIPTION	DATE	BY



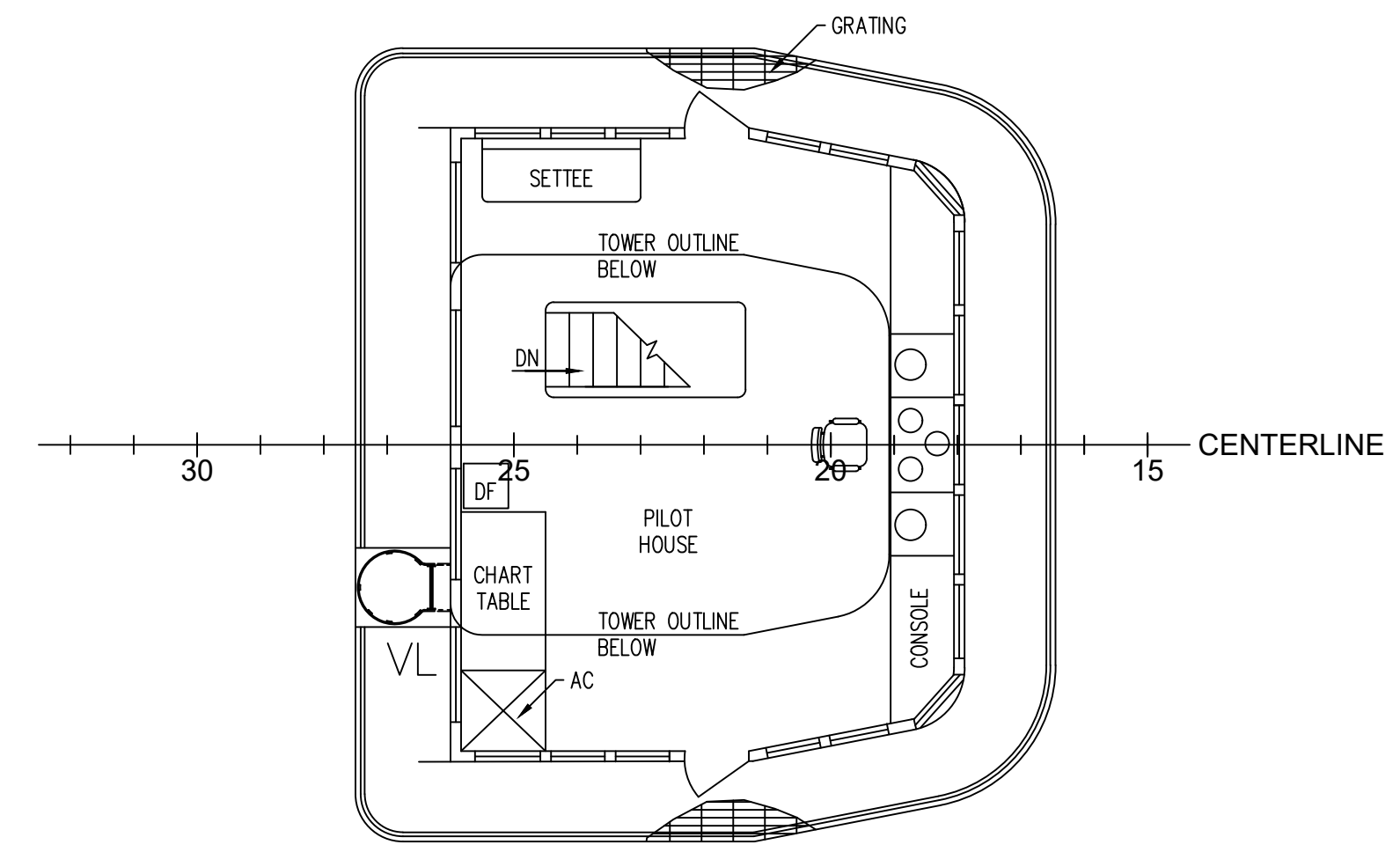
LOWER PILOT HOUSE
SCALE: 3/16"=1'-0"



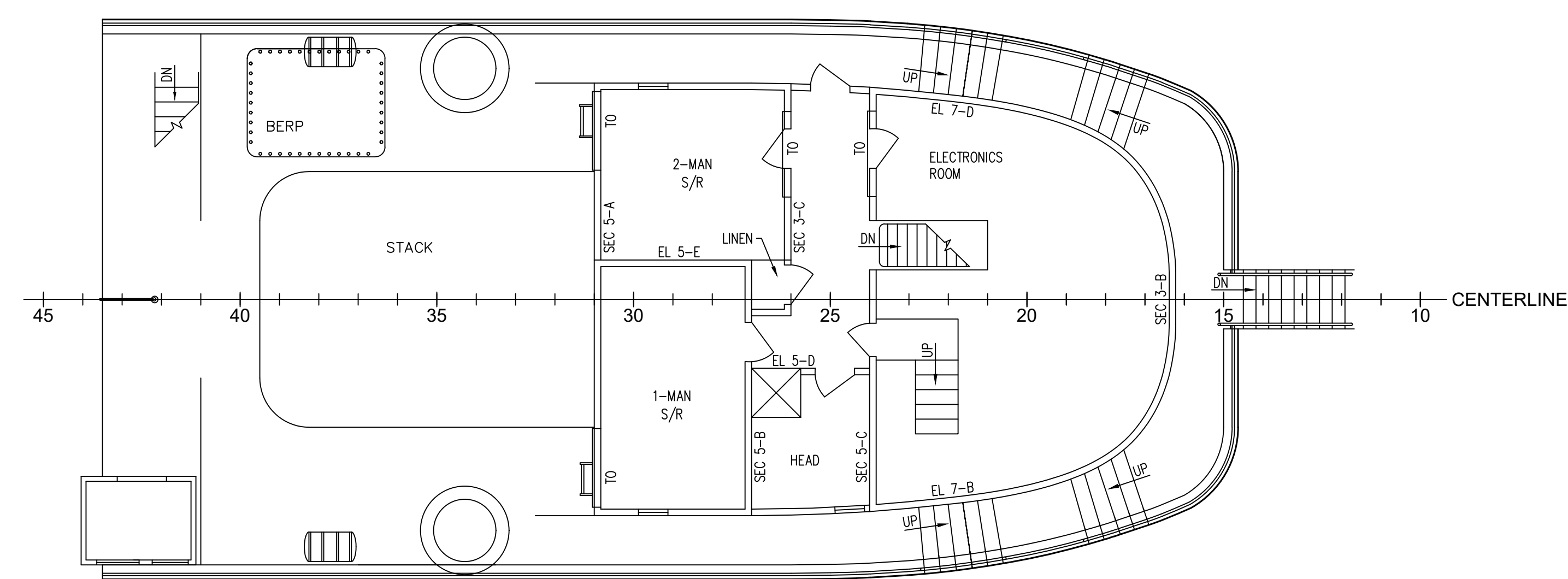
04 DECK
SCALE: 3/16"=1'-0"



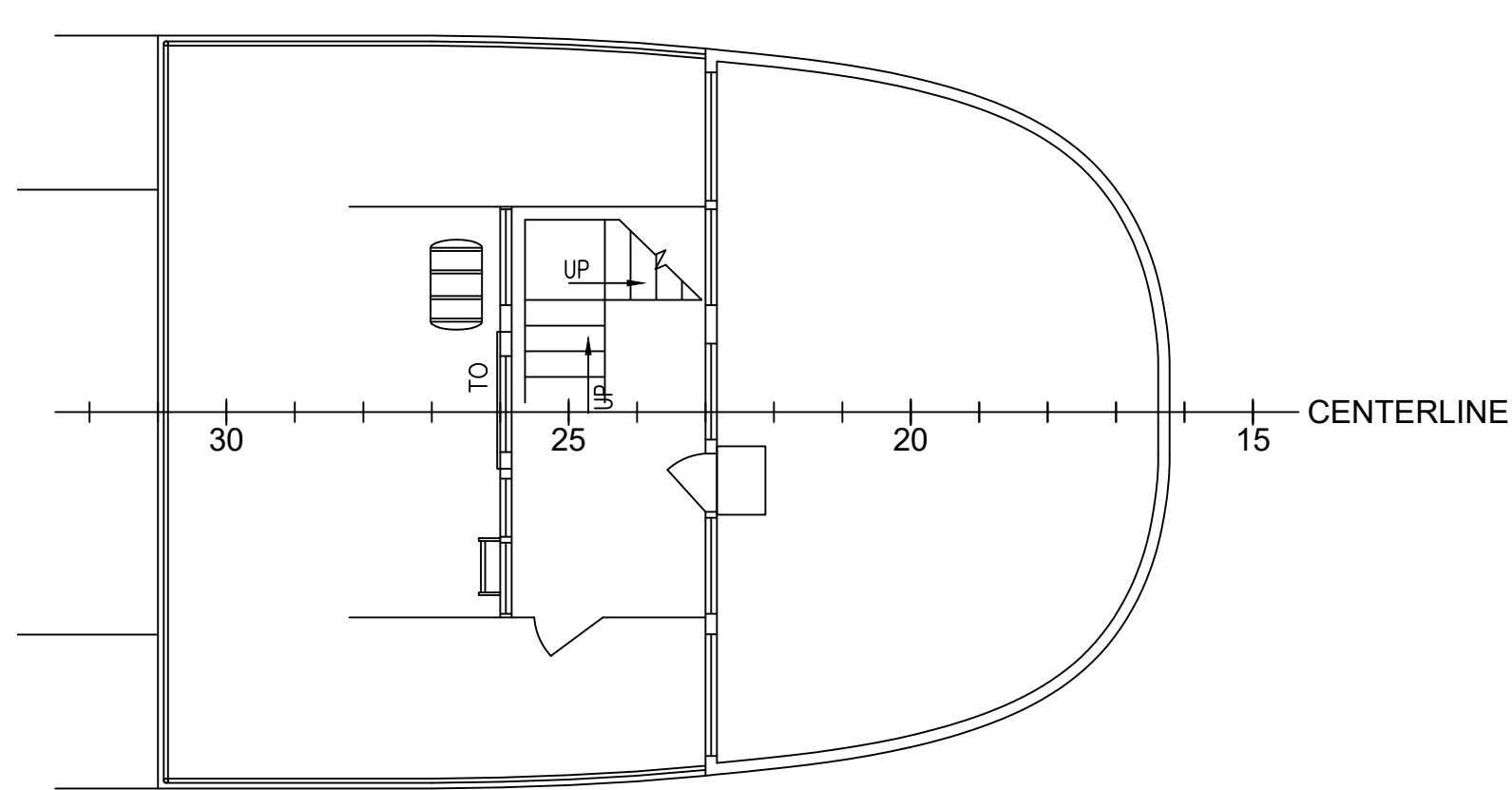
03 DECK
SCALE: 3/16"=1'-0"



PILOT HOUSE
SCALE: 3/16"=1'-0"



01 DECK
SCALE: 3/16"=1'-0"



02 DECK
SCALE: 3/16"=1'-0"

THIS DRAWING, DESIGN CONCEPT AND SPECIFICATIONS ARE THE PROPERTY OF
ENTECH DESIGNS, LLC
AND ARE FURNISHED ON A CONFIDENTIAL BASIS WITH AN EXPRESSED UNDERSTANDING THAT THEY WILL NOT BE COPIED IN ANY MANNER, USED FOR MANUFACTURE, SOLD, TRANSFERRED, NOR USED TO THE DETRIMENT OF SAID FIRM WITHOUT WRITTEN PERMISSION. THE RECIPIENT FURTHER AGREES NOT TO DISCLOSE THEIR CONTENT TO ANY OTHER PARTY EXCEPT FOR THE SPECIFIC PURPOSES CONTRACTED FOR WITH ENTECH CO.

ENTECH DESIGNS, LLC
PHONE - (504) 467-1929
 PROFESSIONAL ENGINEERS - NAVAL ARCHITECTS

GLOBAL TOWING
 127'x38'x21'-6" TWINSCREW ATB TUG
 GENERAL ARRANGEMENT
 TANK ARRANGEMENT

DWG. BY	CHKD. BY	DATE	SCALE	HULL NO.	DRAWING NO.
KJ	KJ	10-5-20	3/16"=1'-0"	1421	801-G02-02

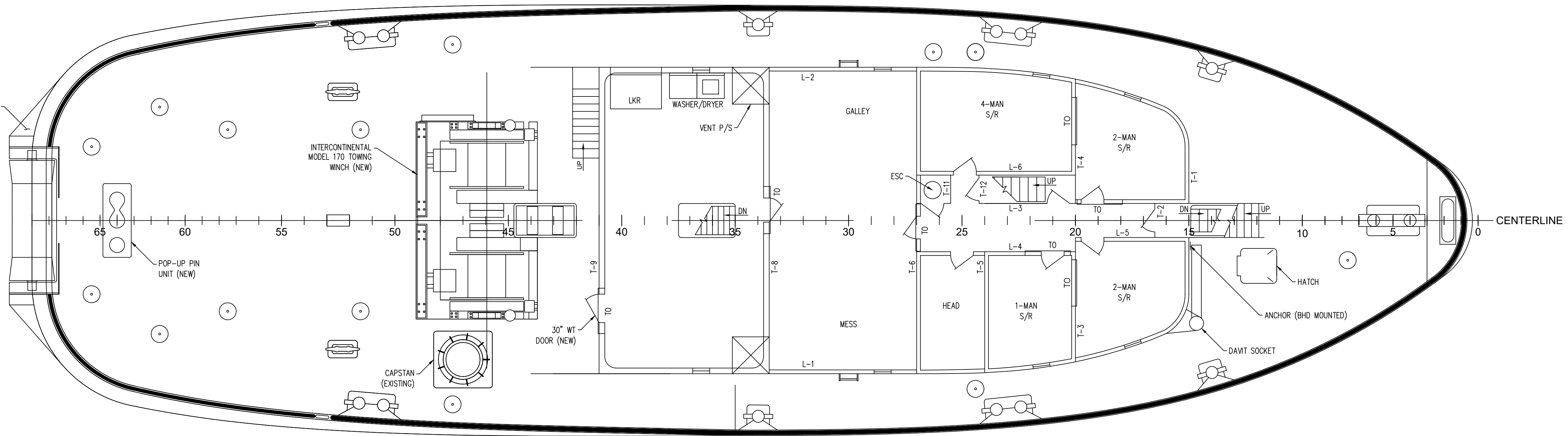
REVISIONS			
REV.	DESCRIPTION	DATE	BY

8 7 6 5 4 3 2 1

D

D

STERN ROLLER BEARING
BLOCKS RECESS PLATE
FAIRING PLATE (ALL NEW)



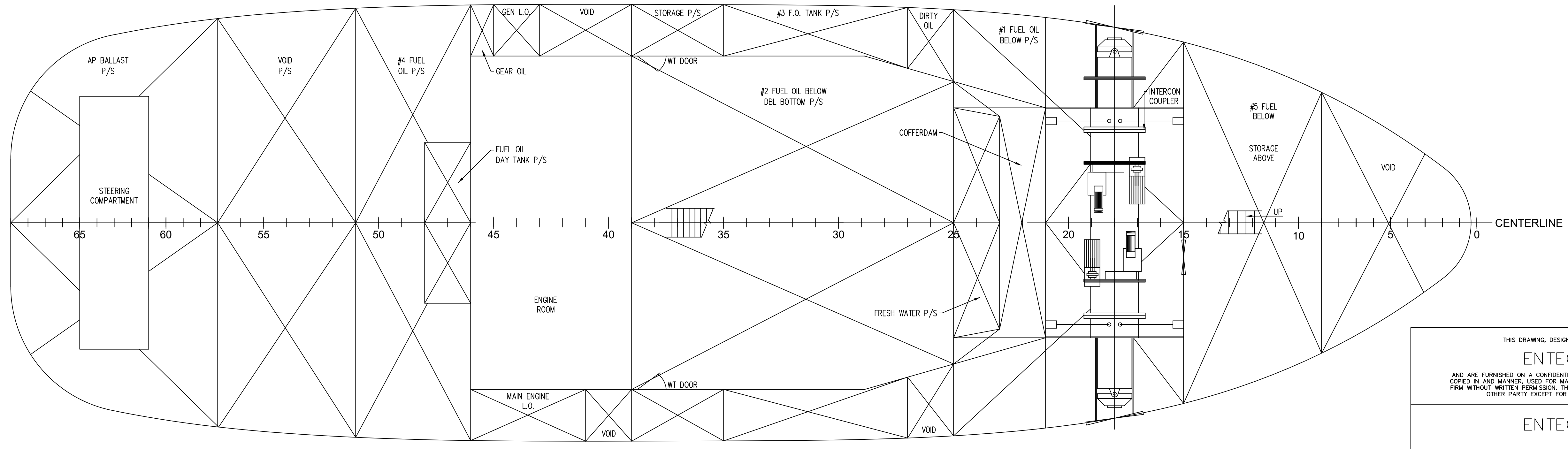
MAIN DECK
SCALE: 3/16"=1'-0"

C

C

B

B



HOLD PLAN

THIS DRAWING, DESIGN CONCEPT AND SPECIFICATIONS ARE THE PROPERTY OF
ENTECH DESIGNS, LLC
 AND ARE FURNISHED ON A CONFIDENTIAL BASIS WITH AN EXPRESSED UNDERSTANDING THAT THEY WILL NOT BE
 COPIED IN ANY MANNER, USED FOR MANUFACTURE, SOLD, TRANSFERRED, NOR USED TO THE DETRIMENT OF SAID
 FIRM WITHOUT WRITTEN PERMISSION. THE RECIPIENT FURTHER AGREES NOT TO DISCLOSE THEIR CONTENT TO ANY
 OTHER PARTY EXCEPT FOR THE SPECIFIC PURPOSES CONTRACTED FOR WITH ENTECH CO.

ENTECH DESIGNS, LLC
 PHONE - (504) 467-1929
 PROFESSIONAL ENGINEERS - NAVAL ARCHITECTS

GLOBAL TOWING
 127'x38'x21'-6" TWINSCREW ATB TUG
 GENERAL ARRANGEMENT
 TANK ARRANGEMENT

DWG. BY	CHKD. BY	DATE	SCALE	HULL NO.	DRAWING NO.
KJ	KJ	10-5-20	3/16"=1'-0"	1421	801-G02-01

8 7 6 5 4 3 2 1

PLOT=1:1